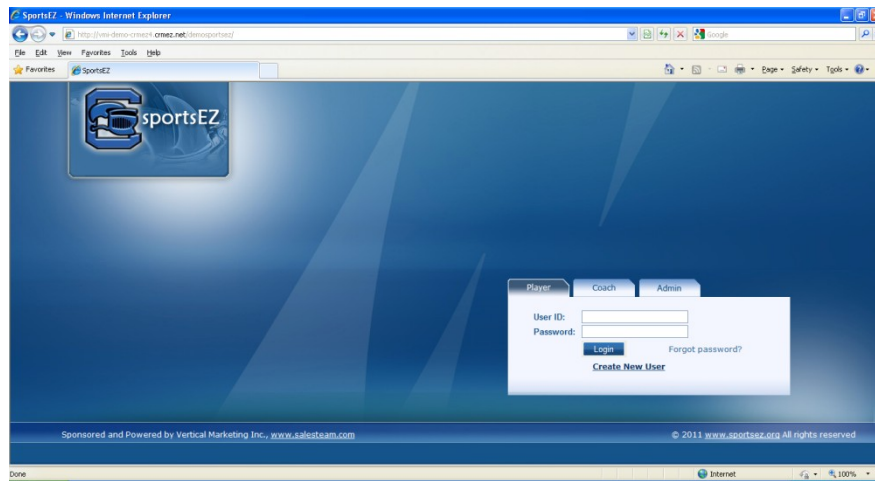


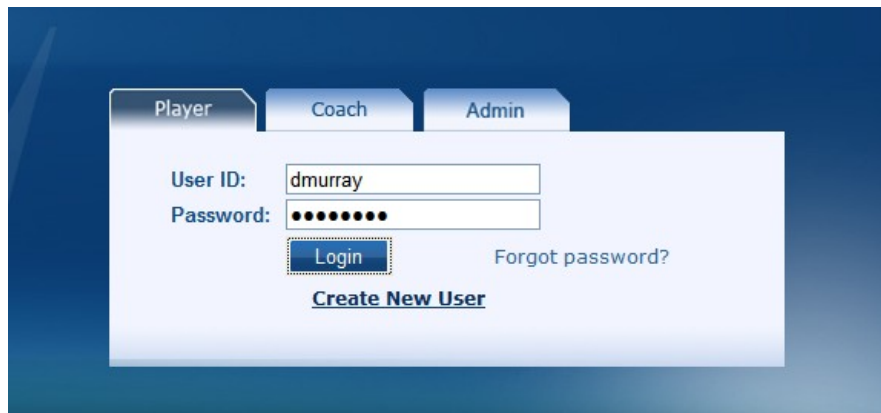
Online registration for Existing users in 7 Steps

Login at WWW.SPORTSEZ.ORG/DEMOSPORTSEZ and click on Register

1. Open the browser and enter SportsEZ URL to launch the Login screen. If you forgot your password, click forgot password to reset it.



Existing user should fill in User ID, Password and click Login button.



2. You will be logged into to the **Profile Page**

Click on one of the players name and update **Rising Grade** and **Current Year**

Personal Details

Name: Darryl Murray
 User ID: dmurray
 Email: darryl.murray@live.com

Add Player

Player Name	Rising Grade	Current Year	Email	Phone
Cynthia Murray	5th Grade	2012	cynthia.murray@live.com	(789)745-6521
Jim Murray	4th Grade	2011	jim.murray@live.com	(789)747-3123

Rising Grade: Jersey No:
 Current Year: T-Shirt Size: School:
 Full Name: Date of Birth: Height: Weight:
 Gender: Male Female Phone: County:
 Note to Coach
 Email Notification

[Change Photo](#)

Add Player

Player Name	Rising Grade	Current Year	Email	Phone
Cynthia Murray	5th Grade	2012	cynthia.murray@live.com	(789)745-6521
Jim Murray	4th Grade	2011	jim.murray@live.com	(789)747-3123

 Rising Grade: Jersey No:
 Current Year: T-Shirt Size: School:
 Full Name: Date of Birth: Height: Weight:
 Gender: Male Female Phone: County:
 Note to Coach
 Email Notification

[Change Photo](#)

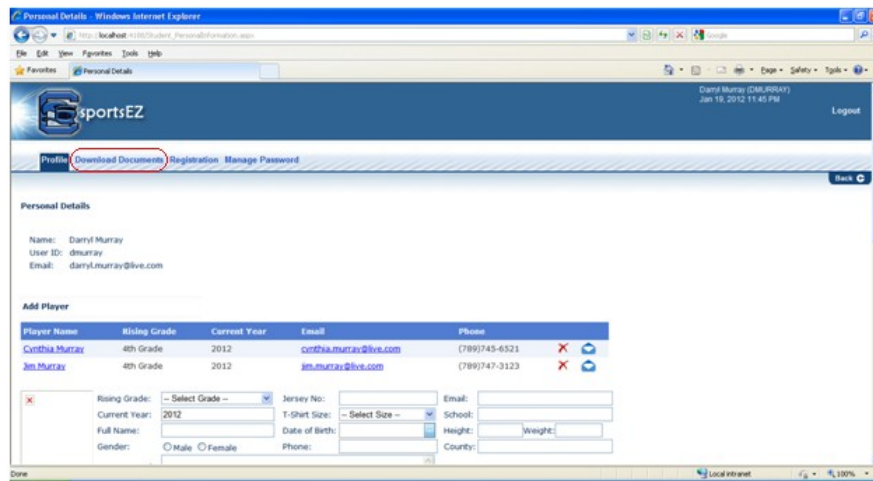
3. Scroll down to update parent address and volunteer information and click Add.

Parent/Guardian

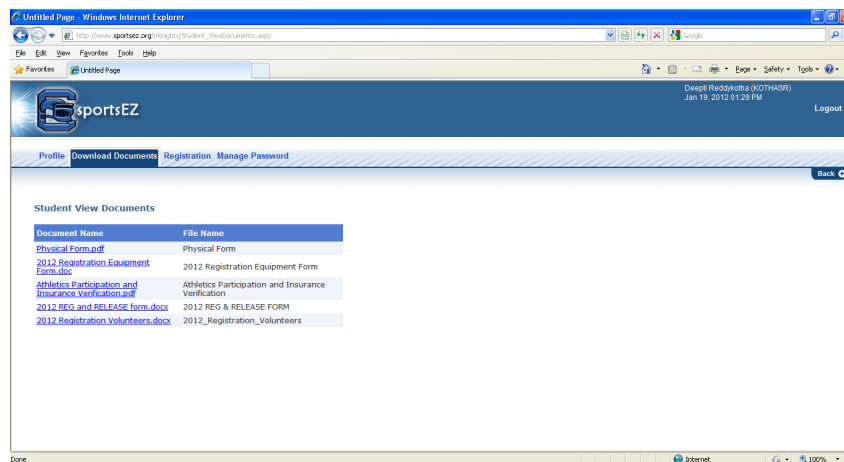
Parent Name	Relationship	Email	Home Phone	Cell Phone	Team	Volunteer	Status
Tina Murray	Mother	tina.murray@live.com	(738)545-8524	(733)698-5656	5th Grade	Video Filming	Pending

Full Name
 Relationship
 Email
 Home Phone
 Cell Phone
 Volunteer
 Volunteer Date
 Team
 Legal Guardian Emergency Contact
 Primary
 Address
 City State Zip Country

4. Now click Download Documents on top of the page.



Choose to download the entire package or single files as need and save to your desktop(a location of your computer)





Now click on Save and save it to desktop

5. Now open the documents and fill out all the information and click **SAVE**

Print the documents, Sign and bring them to Registration.

6. Now you have to **add the documents** to the Player profile as well. Click the Profile on the top bar and scroll down to **Add Documents**

Player Name	Riding Grade	Current Year	Email	Phone
Cynthia Murray	4th Grade	2012	cynthiamurray@vva.com	(789)745-6521
Jim Murray	4th Grade	2012	jim.murray@vva.com	(789)747-3123

Rising Grade: Jersey No: Email:
Current Year: T-Shirt Size: School:
Full Name: Date of Birth: Height:
Gender: Male Female Phone: County:
Note to Coach:

Change Photo

Add Documents

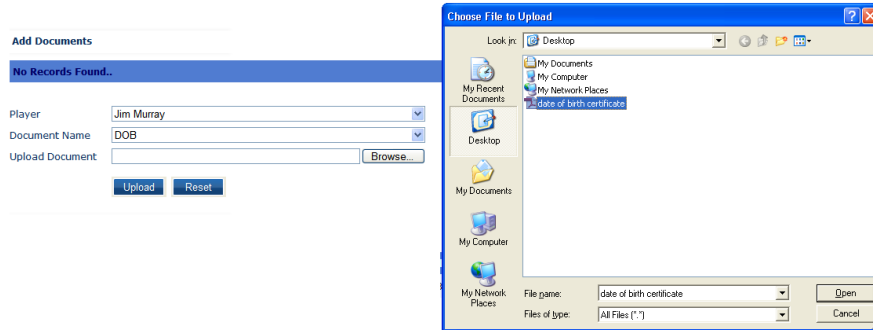
No Records Found...

Player:

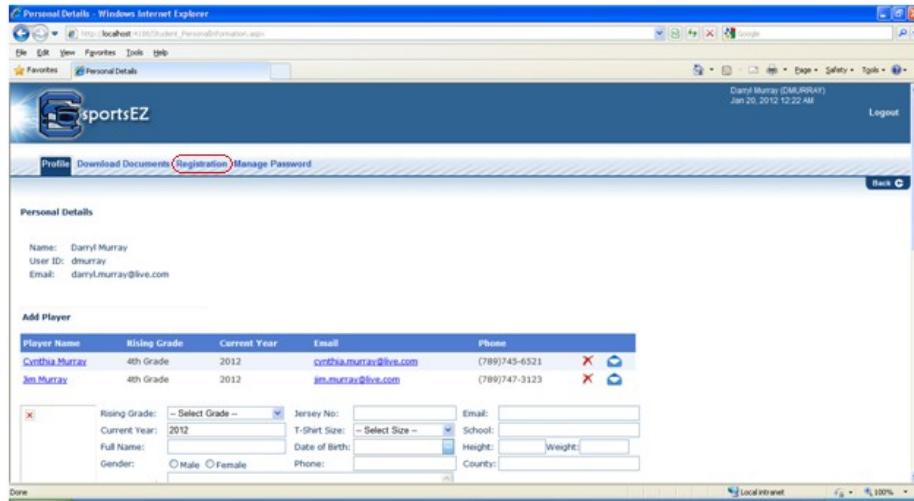
Document Name:

Upload Document:

Choose a player name and add the document you saved on your desktop. Choose the correct Document name.



7. Last and Final step to register your player. Click on **REGISTRATION** on the top bar



Now choose a player, an activity and a team.



Click Submit and pay through check or credit card. If Check please give your check to the Treasurer.

Your Player or Player is now Registered. If you have any questions please email us at info@sportsez.org.